

**TEXAS PARKS AND WILDLIFE**

# **A Guide to Age Determination of White-tailed Deer**



**Alan Cain,  
Wildlife Biologist**

**Mike Wallace,  
Interpretive Specialist**

**WILDLIFE REGION IV**

# Age Determination of White-tailed Deer

Tooth wear and replacement is one of several methods for aging white-tailed deer. Texas Parks and Wildlife biologists have been using this deer aging technique to manage deer on ranches, wildlife management areas and by county since 1965. Although this method is not perfect, it has been used for the past 35 years in the successful management of deer herds in Texas. Deer are aged by examining the wear and replacement of the premolars and molars of the lower jaw. As a deer grows older, its teeth continue to wear. As the enamel begins to wear away, and exposes the dark dentine material, noticeable distinctions in tooth wear occur between each age class. Deer are aged in year and half increments, such as 1 ½, 2 ½, 3 ½, etc., since fawns are born from late May through July and are not harvested until the fall hunting season.

Biologists, landowners or land managers may be interested in deer ages from a deer management standpoint. Age data provides information about deer herd characteristics, hunting or mortality pressure on a particular age class, and progress of the wildlife management program. Age data becomes a valuable piece of information when used with other data such as antler characteristics, dressed body weights or lactation in females. Deer herd trends can thus be monitored if enough data are collected over time. Often these trends can be related to a particular management style, climatic conditions or any other factors affecting deer. Dressed body weights, age and antler measurement data should be collected every year and from every deer harvested. Collecting partial data, only occasionally during a season, or every couple of years may result in land managers making uninformed decisions about deer management.

Aging deer using the wear and replacement method is not difficult, but it does require practice. When aging a deer, it is helpful to cut the skin along the edge of the jaw to allow better inspection of the teeth. Do not cut the skin if planning to mount the deer. Taxidermists will cape out the deer head and save the lower jaw if asked. A jaw spreader and small flashlight may also be used to prop open the jaw while examining the teeth, especially when the skin is not to be cut. Be sure to remove any food particles or debris to maintain a clear view of the teeth along the jaw. Inspect teeth on both sides of the jaw to confirm that wear is consistent. (See photo on back cover).

## Deer Teeth Parts

**Cusp:** a point or projection on a tooth

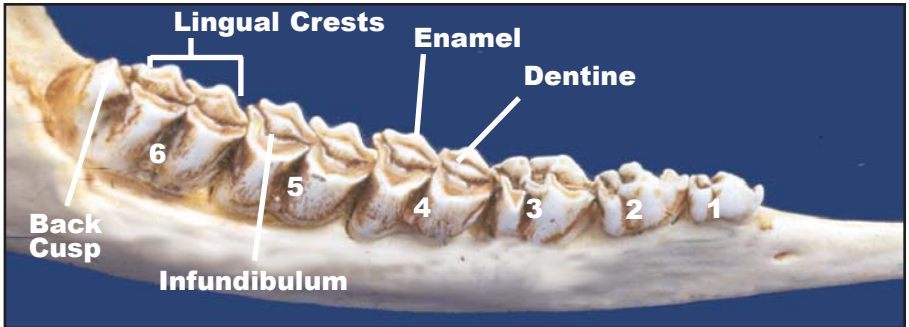
**Back Cusp:** very last cusp on tooth 6 on cheek-side of the jaw

**Lingual Crest:** tooth ridge adjacent to the tongue

**Enamel:** hard, white, outer coating of a tooth

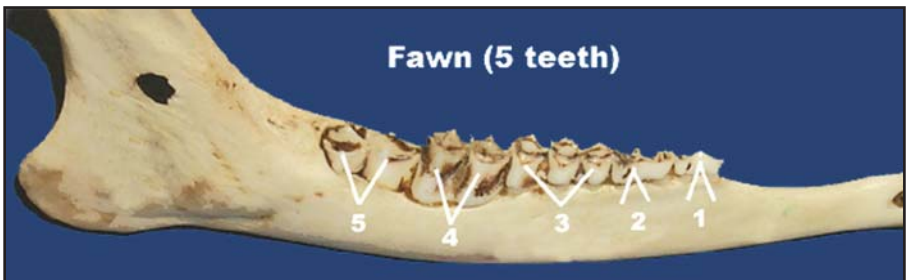
**Dentine:** soft inner core of a tooth, dark brown color

**Infundibulum:** crescent-shaped depression in the central crown of a tooth between the enamel ridge or crest



## Fawn (1/2 year)

Aging fawns should not be difficult. For more clarification, inspection of the lower jaw will indicate age. Fawns have 5 or less teeth present and the third premolar (tooth 3) has 3 cusps. Tooth 6 has not yet erupted. In younger fawns tooth 5 has not erupted and only 4 teeth will be visible.



## 1 1/2 years

Tooth 3 (3rd premolar) has 3 cusps. Tooth 6 has erupted and is slightly visible just above the gum line.



## 2 1/2 years

Lingual crest on all molars are sharp and pointed. Tooth 3 now has 2 cusps. Back cusp of tooth 6 is sharp and pointed. Enamel is wider than the dentine in tooth 4, 5 and 6.



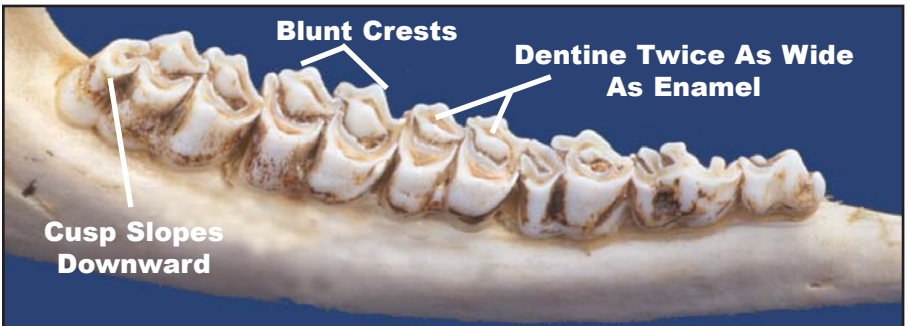
## 3 1/2 years

Lingual crest on tooth 4 is blunt. The dentine is as wide or wider than the enamel in tooth 4. The back cusp on tooth 6 is forming a concavity.



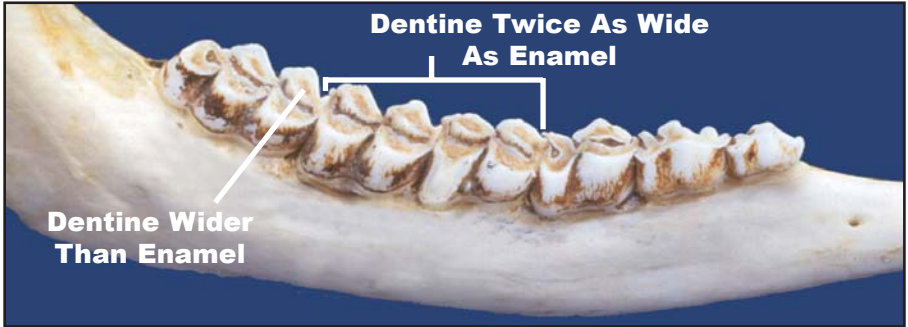
## 4 1/2 years

Lingual crest on tooth 4 are almost rounded off and lingual crest in tooth 5 are blunt. The dentine in tooth 4 is twice as wide as the enamel. The dentine in tooth 5 is wider than the enamel. The back cusp on tooth 6 is worn so badly that it slopes downward towards the cheek.



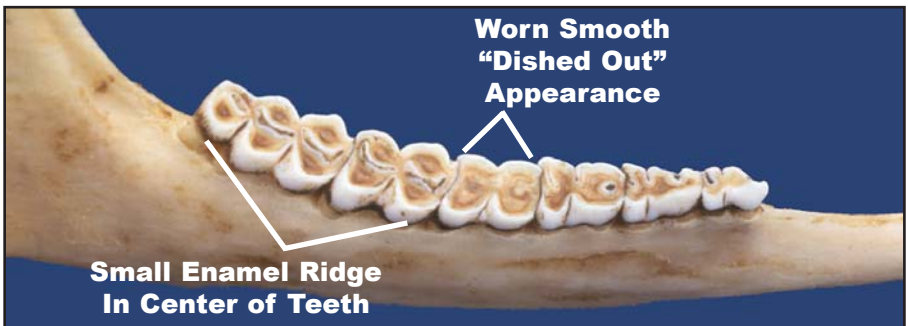
## 5 1/2 years

Lingual crest is worn away on tooth 4 and rounded in tooth 5. Lingual crest in tooth 6 is blunt. Dentine in tooth 6 is now wider than the enamel.



## 6 1/2 years

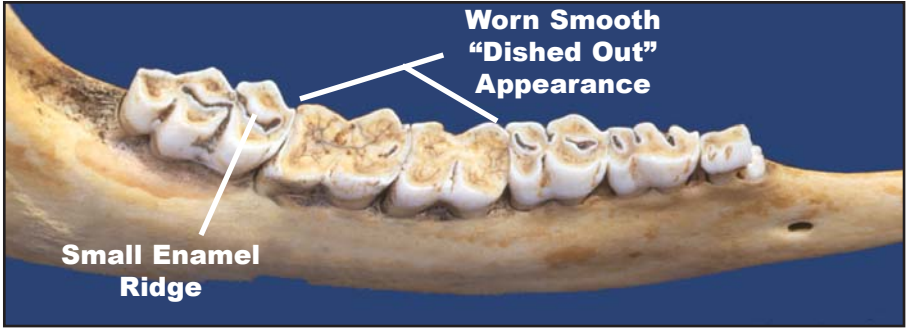
Tooth 4 is worn completely smooth; no enamel ridge should be visible in the center of tooth 4. Small enamel ridge will be present in center of tooth 5 and tooth 6. Lingual crest on tooth 5 is almost worn away and rounded in tooth 6.





## 7 1/2 years

Tooth 4 and tooth 5 are worn smooth; no enamel ridges are present in the center of these teeth. Lingual crest is gone from tooth 6. Infundibulum in tooth 6 is a narrow crescent shape.



## 8 1/2 years

Tooth 4, 5 and 6 are completely dished out and no enamel ridges are showing in the center of these teeth.



A simple jaw spreader can be made from 1/4 inch rebar and welded into a similar shape as the above photo.



Insert jaw spreader into mouth as shown in photo. Be sure spreader is pushed completely through the mouth. Rotate jaw spreader downward as shown.

Teeth are now visible for inspection. A small light may be helpful for viewing teeth.



**NOTICE**

Texas Parks and Wildlife receives federal financial assistance from the U.S. Fish and Wildlife Service. Under Title VI of the Civil Rights Act of 1964, Section 504 of the Rehabilitation Act of 1973, Title II of the Americans with Disabilities Act of 1990, the Age Discrimination Act of 1975, and Title IX of the Education Amendments of 1972, the U.S. Department of the Interior and its bureaus prohibit discrimination on the basis of race, color, national origin, age, disability or sex (in educational programs). If you believe that you have been discriminated against in any Texas Parks and Wildlife program, activity, or facility, or if you desire further information, please call or write: The U.S. Fish and Wildlife Service, Office for Diversity and Civil Rights Programs - External Programs, 4040 N. Fairfax Drive, Webb 300, Arlington, VA 22203, (703) 358-1724.



Texas Parks and Wildlife  
4200 Smith School Road  
Austin, Texas 78744  
[www.tpwd.state.tx.us](http://www.tpwd.state.tx.us)

PWD BK W7000-755 (07/03)

Dispersal of this publication conforms with Texas State Documents Depository Law, and it is available at Texas State Publications Clearinghouse and/or Texas Depository Libraries. Printed on recycled paper.